


OHIO STATE UNIVERSITY EXTENSION


Community Service Projects

Service Learning for 4-H Clubs

Heather Gottke, Van Wert County
Jill Stechschulte, Fulton County




THE OHIO STATE UNIVERSITY
COLLEGE OF FOOD, AGRICULTURAL,
AND ENVIRONMENTAL SCIENCES




OHIO STATE UNIVERSITY EXTENSION

What do we hope to learn today?

1. Explore what motivates youth to perform a community service project.
2. Learn the benefits of youth performing a meaningful community service project.
3. Learn five essential steps to completing a meaningful community service project.
4. Understand the importance of involving youth in the entire process of a community service project as linked to the eight key elements of the Ohio 4-H experience.
5. Develop standard popular service projects into creative, fun, educational, and meaningful projects by using a five-step process utilizing youth in all phases.



THE OHIO STATE UNIVERSITY
COLLEGE OF FOOD, AGRICULTURAL,
AND ENVIRONMENTAL SCIENCES



OHIO STATE UNIVERSITY EXTENSION


Why do community service projects?


Why service learning?

OHIO STATE UNIVERSITY EXTENSION

Why Do Community Service Projects?

1. The 4-H pledge "hands to greater service...for my club, my community, my country, and my world"
2. One of the eight key elements - "Opportunity to value and practice service for others"
3. Community service can be linked to the other seven critical elements in the Ohio 4-H experience
4. Youth learn new life skills - leadership, team work, communication skills, organization skills, decision making skills, citizenship, budget and resource management
5. Builds self-esteem and self-worth of youth participants
6. Facilitates positive relationships between adults and youth
7. Teens learn marketable skills and also network with community leaders
8. Youth are a valuable resource for service projects saving communities money and time
9. Youth who perform community service projects are more likely to volunteer as adults in their community


 THE OHIO STATE UNIVERSITY
COLLEGE OF FOOD, AGRICULTURAL, AND ENVIRONMENTAL SCIENCES




OHIO STATE UNIVERSITY EXTENSION

Why Do Youth Volunteer?

1. Makes them feel good.
2. To have fun with friends.
3. To gain experiences.
4. To build their resume.

 THE OHIO STATE UNIVERSITY
COLLEGE OF FOOD, AGRICULTURAL, AND ENVIRONMENTAL SCIENCES



OHIO STATE UNIVERSITY EXTENSION


Can you name the top 5 community service projects in 4-H?


OHIO STATE UNIVERSITY EXTENSION

Community Service Projects

- Doing a community service project, is only one part of a service learning project.
- In order to “Learn by Doing” we must facilitate an environment in which youth can succeed.

But....How?

 THE OHIO STATE UNIVERSITY
COLLEGE OF FOOD, AGRICULTURAL,
AND ENVIRONMENTAL SCIENCES




OHIO STATE UNIVERSITY EXTENSION

Five Essential Steps

1. Plan
2. Review
3. Implement
4. Evaluate
5. Report


 THE OHIO STATE UNIVERSITY
COLLEGE OF FOOD, AGRICULTURAL,
AND ENVIRONMENTAL SCIENCES




OHIO STATE UNIVERSITY EXTENSION

Step 1: Plan

- The project should be selected by the membership to instill ownership of the project to the youth who are planning it.
- Make a large list of ideas to choose from.
- Identify those that meet the community needs.
- List the pros and cons of each.
- Vote to make a decision or let youth choose different projects to work on.


 THE OHIO STATE UNIVERSITY
COLLEGE OF FOOD, AGRICULTURAL,
AND ENVIRONMENTAL SCIENCES




OHIO STATE UNIVERSITY EXTENSION

Step 1: Plan (Continued)

- Members should set their goals. Be sure they are:
- Specific, measurable, achievable, realistic, and timely.
- Develop a timeline of when everything will happen so the entire group is aware and can hold each other accountable.




THE OHIO STATE UNIVERSITY
COLLEGE OF FOOD, AGRICULTURAL,
AND ENVIRONMENTAL SCIENCES




OHIO STATE UNIVERSITY EXTENSION

Step 2: Review

- Members should select a leader for the project, or chairperson.
- Members should go through step-by-step processes of what will happen, ensuring they will have all the supplies necessary to complete the task.
- Members should ask questions about the processes, expectations, and if they think a problem might arise.
- Make sure you help members think through situations where bad weather is possible, or how to have a back up plan in place.




THE OHIO STATE UNIVERSITY
COLLEGE OF FOOD, AGRICULTURAL,
AND ENVIRONMENTAL SCIENCES




OHIO STATE UNIVERSITY EXTENSION

Step 2: Review

- Have the members determine the budget for the service project.
- Determine who will collect information for reporting, take pictures, and write the article.
- If it is a partial group, have them figure out who is going and how to contact them.




THE OHIO STATE UNIVERSITY
COLLEGE OF FOOD, AGRICULTURAL,
AND ENVIRONMENTAL SCIENCES




OHIO STATE UNIVERSITY EXTENSION

Step 3: Implement

- Members should do the actual work.
- Adults can assist in showing, but should not be doing the work.
- Ensure there are enough tasks for everyone who has come to help for the day.
- Do the activities being completed facilitate teamwork and build friendships?


 THE OHIO STATE UNIVERSITY
COLLEGE OF FOOD, AGRICULTURAL,
AND ENVIRONMENTAL SCIENCES




OHIO STATE UNIVERSITY EXTENSION

Step 4: Evaluate

- Reflect with the members on the experience of the project, the role they took, and how this project could lead to other projects for the future.
- Ask each child what worked, what didn't?


 THE OHIO STATE UNIVERSITY
COLLEGE OF FOOD, AGRICULTURAL,
AND ENVIRONMENTAL SCIENCES




OHIO STATE UNIVERSITY EXTENSION

Step 5: Report

- Express gratitude to each other for a service well done.
- Write a newspaper article (pictures are great) explaining who you are and what you did.
- Report the hours of work completed, and how many youth participated to your local Extension Office.


 THE OHIO STATE UNIVERSITY
COLLEGE OF FOOD, AGRICULTURAL,
AND ENVIRONMENTAL SCIENCES




OHIO STATE UNIVERSITY EXTENSION

Let's Give Our Steps a Try!

- Let's select a project from the list.
- Talk through the steps (and what our role as a volunteer looks like)
- How can we empower our youth, and give them the best experiences possible?

 THE OHIO STATE UNIVERSITY
COLLEGE OF FOOD, AGRICULTURAL,
AND ENVIRONMENTAL SCIENCES




OHIO STATE UNIVERSITY EXTENSION

**Youth need to
feel ownership
to benefit the most
from any community
service project.**

OHIO STATE UNIVERSITY EXTENSION

Resources

- The "X" Factor: 4-H Service Learning Projects, Nadine Fogt
- Ohio 4-H Clubs Advisors Handbook – Learning the 4-H Way – Community Service and Service Learning

 THE OHIO STATE UNIVERSITY
COLLEGE OF FOOD, AGRICULTURAL,
AND ENVIRONMENTAL SCIENCES

