

How do I get my Non-Livestock Project Judged if I can't make it to judging?

Alternative Judging can be completed using Flipgrid for *Food, Clothing, Creative & Leisure Arts and Special Interest Projects* (NO LIVESTOCK PROJECTS).

Flipgrid, a social media platform created for educators to use for students to share video clips, enabled over 900 projects to be judged last year.

You will need to exhibit the item designated in the Henry County 4-H Handbook as part of your Flipgrid video and you will decide on your narrative you develop OR you can have someone interview you. A basic outline is included in this information.

For Alternate Judging of those projects listed above, 4-H members will need to...

1. Submit a project video:

4-H members will be expected to create a **5 to 10 minute** video demonstrating what they have learned working on their project.

With the various levels of experience utilizing technology, it will be up to the 4-H member to decide how they would like to create their video. The following key components need to be included in the video:

VIDEOS MUST BE SUBMITTED NO LATER THAN July 15th, 2023.

2. What to include in your video: ****All project members****

- Introduction of yourself: name, club, year in 4-H
- Discuss what activities from your book you completed.
- Describe what you learned through your project.
- Tell us about your favorite part of your project?
- Talk about the most challenging/difficult part of your project
- Tell us how you will use the skills you learned.
- Show and explain your project item/display (explain it as thoroughly as possible)
- What advice would you give to someone interested in enrolling in the project?

*Additional items that should be included in ***Clothing Consumerism Project** member videos:

- Tell us about any accessories you are wearing with the item you constructed and why you selected them.
- Where did you purchase your outfit and what is the cost?
- As best you can, model the outfit including close ups

*Additional items that should be included in ***Clothing Construction Project*** member videos:

- Show the inside of the garment and discuss the seam finishes you used.
- Tell us about any accessories you are wearing with the item you constructed and why you selected them.
- Describe the fabric you chose and why you chose it.
- Model the garment/outfit including close ups.

*Additional items that should be included in ***Food & Nutrition Projects*** member videos:

- Show the table setting and daily menu that you have planned for your display.
- Describe the menu item for your table setting.
- Show the pages of your project portfolio, explaining each section.

What about my 4-H project book?

4-H members completing their judging via Alternate Judging should drop off their completed projects book/s no later than July 21st to the Extension Office.

Books will be reviewed for completeness the following week. Points will be awarded for the books which in turn will be added to the total points awarded for the member's video.

What happens after Alternate Judging is completed?

You will receive a level of completion on your project/s: Superior, Outstanding, Good OR Needs Improvement. You should exhibit an aspect of your project in your club's booth during fair, and you are entitled to a premium for your project. Premium Pick-Up is held during the fair and we will have signs posted at the fair of the times members can pick-up their premiums.

How to Record and Download a Video to Flipgrid

Go to: <https://flip.com/9314403c> 2023 code: 9314403c

Flipgrid is available on any Android, Apple or computer device.

BEFORE YOU START TO RECORD...

- Get CREATIVE and PLAN your 4-H project judging video storyboard template.
- PRACTICE what you're going to say or do during your video.





HOW TO ACCESS FLIPGRID

- It is highly recommended that you use Microsoft Edge or Google Chrome for the most positive experience.
- On mobile devices, download the free **Flipgrid APP** for iOS and Android devices.
- Options for Videos: You may use Flipgrid to record your video or upload a video from your device.

*Keep in mind that your video will not be seen by others.

*You will need to log in with a Google account or Microsoft account. If you do not have one of these accounts, it will prompt you to create an account.

RECORD VIDEO - Using Flipgrid

- Click on the customized URL
- Click the  to start your video.
- Click the  to start your recording.
- Click the  to play back.
- Watch your video back. Click the X if you want to re-record. Otherwise, click the arrow again
- Take a selfie or picture of your 4-H project exhibit as your cover. 
- Finally, edit your display name (First & Last Name) and add a title.

