



Through the Vine

A Quarterly Newsletter of the OSU Extension Fairfield County Master Gardeners

WINTER 2021

Mission: To make a difference in the community in which you live through gardening education and knowledge.

Inside this issue:

Cover Article All about stumperies	Page 1
Connie's Corner A message from our MG Coordinator, Connie Smith	Page 2
Master Gardener News Monthly meetings are back, Master Gardener training 2022, Mentors needed, MG award winners, Wagnall's Memorial named as friend to MG program	Pages 2-4
This and That A fresh start for houseplants, Give back by shopping locally	Pages 5-6
Featured Book Grandma Gatewood's Walk by Ben Montgomery	Page 7
Garden Musings Awe, Bug patrol at my sister's farm, Winter gardening for old folks	Pages 7-9
In/Around the Garden See what's happening in and around the garden	Page 10

Stumperies

by Barbara Kochick, Master Gardener 2013



I knew that a rookery was a garden focusing on rocks, and I could guess what a stumpery was, but I had never heard of or seen one. That is, until we were on a hike at Dawes Arboretum. The bridge over a small ravine revealed an area of many tree stumps interspersed with hostas, ferns, hellebores and bear's breeches. The signage narrated the story of that particular spot and I became intrigued to learn more.

The concept for the stumpery originated in Victorian era England during the mid-1800s. This time in history coincided with the British Fern Craze when ferns were fast becoming a hot collector's item. This fern craze is thought to be one of the major events that fueled the construction of stumperies. The first stumpery ever constructed was built on the estate of James Bateman in England by designer, artist and plantsman, Edward Cooke. This

stumpery, called Biddulph Grange, is still in existence today and features stumps set into a ten foot high wall on either side of a meandering path. A few other notable stumperies include one at Prince Charles's estate at Highgrove in England, one at Arundel Castle in England, and one at Rhododendron Species Botanical Garden in Federal Way, Washington in the United States.

A stumpery is a garden that re-purposes logs, driftwood, and root wads of dead trees to create a garden display. These are placed in the designated area artistically to highlight the architectural quality of the tree roots. If these elements aren't existent on your property or available to you, simple cross cuts of wood provide a similar feel. There are no hard and fast rules. The wood elements also provide a backdrop for ferns, mosses, and other woodland plants planted in and around the stumps and logs. Once the plants are established you'll have a feature that adds appeal to your yard and a home for all kinds of little creatures. It's also a handy way of turning garden waste into something beautiful.

A check of internet photos will yield images of many diverse ideas for stumperies.



CONNIE'S CORNER

Dear Master Gardeners,

We certainly have been able to enjoy several lovely fall days, but now with the first official snowfall under our belts, winter is soon to be on its way. While fall seems to be my favorite time of the year, I think winter gives us a good chance to stop, reflect, regroup and reenergize. This winter, I hope more than ever you will take time to think of ways we can reenergize for ourselves and the Fairfield County Master Gardener Program, too.

The excitement for me comes with our new Extension Educator, Carrie Brown, who sees everything with a new, fresh set of eyes and she speaks our language, the love of all plants!! Beginning in February we will start our first ever on-line Master Gardener Training, which will allow many the opportunity to experience Master Gardener Training in a new format. Rest assured, we are planning to hold some in-person classes with our new trainees in March once the weather breaks, and presentations will also be a part of the training schedule. You have an opportunity to be a mentor for our new trainees and see the Master Gardener Manual in a new way, complete with videos and so much more. Unfortunately, the cost for the access to the Ohio State University Scarlet Canvas Portal is \$50.00. If you would like to assist in the training process, please see the information listed on page three of this newsletter for details.

So, for the next few weeks, make time to read that book, find something that makes you smile and enjoy the beauty of the season. We are finally starting to see the world open before us and it feels like each day gives us an opportunity to reengage with family, friends, and Master Gardeners, too. I will be off work for a few weeks readjusting to a new joint and pain free knee, but am always accessible by email.

Best Holiday Wishes,

Connie Smith
Master Gardener Coordinator
Smith.3204@osu.edu

Second Monday Meetings —Fairfield County Master Gardeners are back!!!

by Connie Smith, Master Gardener Coordinator



Please take note of the Upcoming Events Calendar on page 10 of this newsletter. 2022 will be the year the Master Gardeners are coming back to face-to-face meetings. My plan is to have monthly meetings January – May, 2022. January will start out as an evening meeting, February will be a morning meeting, and so on, with morning and evening times alternating. The goal of these meetings will be to prepare for upcoming events and public programs. In other words: Get Ready to Garden April-May, Dig Into Gardening, Honey Fest, County Fair Preparation and Committee updates and needs. I have scheduled two hours on the Ag Center calendar, but I anticipate the business portion of the meeting to last no more than one hour.

Newsletter Deadlines

Do you have an article, garden musing, photo from an MGv project, calendar event or other idea you'd like to submit for the MGv newsletter? Articles and information are welcome at any time! Newsletters are published quarterly with the following submission deadlines:

Spring Newsletter—submit by **February 1**

Summer Newsletter—submit by **May 1**

Autumn Newsletter—submit by **August 1**

Winter Newsletter—submit by **November 1**

Please email articles and information to Lisa Stoklosa at lmstoklos@gmail.com.

Master Gardener Training Set to Begin in February 2022

by Connie Smith, Master Gardener Coordinator



Do you want to learn more about gardening? Do you have extra time to volunteer? Would you like to be a part of a group that loves learning and teaching others? Then it is time you considered being a part of the 2022 Fairfield County

Master Gardener Training slated to begin on February 3, 2022 at 7 pm via Zoom. For the first time ever, we will be holding our classes on-line during the months of February and March and continuing through the first week of April. Classes will be held on Thursday evenings for about 1.5 hours. We are hopeful that once the weather breaks in March, we can have some in-person classes at the Fairfield County Ag Center, located at 831 College Avenue in Lancaster, Ohio.

You will have homework as we work our way through the 270-page Master Gardener Manual, which covers everything from soils to woody ornamentals, fruit, lawns and so much more. Cost for the program is \$150.00, which includes your online access, as well as the Master Gardener binder. Cost for a second participant from the same household is \$70.00. You will also be required to complete a background check through the Ohio State University Provider Sterling Talent Solutions. Approximate cost is \$50.00.

50 hours of volunteer service is required at any of the active projects Fairfield County MGV's are currently involved with and we are always open to new ideas!!! You will have two years to complete your volunteer hours, but we would like to have at least 25 hours completed in 2022. You will have the opportunity to learn more about all our active projects during our training. As part of your volunteer commitment, we will ask that you give back 20 hours of your volunteer work to the Ag Center Project, which is the "home" of the OSU Extension in Fairfield County.

To complete the online Master Gardener Application please use this link: <https://mgvolunteers.osu.edu/volunteer-sign-up>. This link will take you to the Hands on Connect Volunteer Management system currently being used by the Ohio State University MG program.

In order to get all of the program materials ordered, we ask you to call our office at 740-653-5419 or stop by with your class registration at 831 College Avenue, Suite D, Lancaster, Ohio by December 20 to let us know you will definitely be a part of the 2022 Master Gardener Training class. Also, please do make plans to attend the January 20 "Meet and Greet" at 2:00 pm at the Fairfield County Ag Center. At that time, your full class payment will be due, and you will receive your manual and schedule to prepare for the upcoming class. If you can't make it, we will make other arrangements for Manual pick-up.

MENTORS NEEDED for 2022 Training Class

by Connie Smith, Master Gardener Coordinator

Looking for something to do to increase your horticulture knowledge this winter? Consider joining the MGV training program as a Mentor. You would be expected to join our Thursday training sessions via Zoom and serve as a discussion leader when we break into groups. It is a great opportunity to share your knowledge and engage with other gardeners. In order to be a mentor, you can use your Master Gardener Manual and you would need to pay the \$50.00 access fee to the online Scarlet Canvas (Master Gardener Manual online) course. Also, if you would like to update your manual to the new MGV manual released four years ago, I will be ordering manuals for the new class at the end of December. Cost is \$40.00 - \$45.00. If you have questions about becoming a mentor, please don't hesitate to call Missy Koenig at 740- 277-4631. She can also assist you with payment options.

Mentoring of the new class would count as give back hours. I am anticipating we will need at least six mentors for the online class beginning in 2022. Please note Master Gardener training is set to begin on February 3 and continue through April 7 and we are planning to have a couple of days in person in mid-March, weather depending.

Congratulations to the Fairfield County Master Gardener Friends of the Wagnall's Project Team—Award Winners!!!

by Connie Smith, Master Gardener Coordinator



The Wagnall's Memorial Library and gardens are used as a community resource center for young and old alike within the Carroll and Lithopolis communities. This project began in 2017 as a Community Service project for the Fairfield County Master Gardener

Volunteers to have project work for our 16 interns to “give back” their service hours. Since then, the Master Gardeners have given back over 1,925 hours of service. Fast-forward to 2021, the gardens became much more, a place where MGVS and community volunteers gather to tend gardens, identify plants and to teach youth about plants and gardens. This Fairfield County Master Gardener Friends of the Wagnall's Project Team was recently named the Outstanding Project of the Year in Community Service category for a medium size County Program.

Wagnall's Memorial Library named friend of the Ohio State University Master Gardener Program

by Connie Smith, Master Gardener Coordinator

The first Master Gardener teaching collaboration was a summer program with 24 home school students, teaching them about growing corn, the many uses of corn and all of the things we eat that have corn in them. MGVS even planned a hands-on activity of making corn husk dolls. We had a team of seven MGVS who planned and created the lesson content and hands-on activities for the group. The outdoor amphitheater made a perfect setting for outdoor teaching.

Community involvement increased in the gardens in 2019. Garden clean up and work days began to include Scout Troops and other student organizations from the local high school, including the High School Football Team. The MGVS began to think with much enthusiasm, perhaps it is time to start a TEEN GARDEN CLUB. Working again with the Library Director, collaborations began to form and a Monthly Teen Garden Club was formed in late 2020. In October, one program was offered with 17 individuals in attendance including five adult leaders/learners. Again, in November, 12 teen gardeners attended the program with two adult leaders/learners.

During all of the Covid restrictions the Wagnall's Memorial Library and their staff found a way to educate children in the community with weekly Garden Adventures attracting more than 400 children and their parents to the gardens throughout June, July and August of 2020. In September and October, Storytime in the Garden was attended by more than 325 children and their families. In spite of all the restrictions of COVID19, the Wagnall's Memorial Garden has become a shining example of community pride, community spirit and most of all a place where all are welcomed to learn, grow, and explore the wonderful world around us.

Master Gardener Hours Due December 15

by Connie Smith, Master Gardener Coordinator



Just a quick reminder that you must input your hours into the Hands On Connect system by December 15, if you are wanting to continue as an active Master Gardener in 2022.

You do not have to assign any of those hours to a particular project, just continuing education or service (work) hours.

We are all in the “learning phase” of the Hands On Connect system so please do not be discouraged. *The Hands On Connect Handout is included at the back of this newsletter and will give you step-by-step directions to get logged into the new system.* Please note that you can use the same password you have used in the past.

Give Your Houseplants a Fresh Start

by Julie Weisenhorn, University of Minnesota
Yard and Garden News



We have had a very nice, very long fall with warm days and cool nights. If you are like me, your houseplants spend the summer outside. By now, you've most likely brought them indoors for the winter.

Houseplants that spend the growing season outdoors typically have seeds, leaves and sometimes weeds tucked in and around the branches and stems. Likewise, the pots may be dirty from rain and algae, and the plant may need a shower. It's also common for insects to hitchhike on plants as well.

Taking the time now to give your houseplants a good check-up and cleaning results in fewer pest issues and healthier, better-looking plants in the long run.

Repot your plants

If your plant has outgrown its current container, now is a great time to repot and start the winter with a clean plant, clean soil and a clean pot. Take advantage of a nice day to do your repotting outside, minimizing the mess indoors.

When the plant is out of the pot, examine its roots — they should be creamy white and firm — and look under the leaves for insect signs. Choose a slightly larger (2"+) pot and repot with fresh, sterile potting mix. Do not use garden soil or potting mix that's been sitting outside all summer as both contain pests and weeds you don't want indoors.

Examine plants for insects

Insects will hide underneath leaves, at nodes, under flowers — wherever they feel protected.

Spend time going over your plants, specifically looking under the plant parts. A magnifying glass or loop and a small LED flashlight are really helpful tools when it comes to looking for pests. If you find insects, webbing, egg sacs, etc., pick them off or use a cotton swab to dab them off. Managing insects on indoor plants can help you identify and treat common pests.

Clean out plant debris that may have accumulated on the soil surface

Insects love to set up residence in plant debris. Cozy up to your plant and handpick the seeds, leaves and dead flowers from under leaves and on the soil surface.

If you have a large plant, consider using the hose on a vacuum equipped with the pointed tool for getting into corners to pick up large amounts of debris.

Consider giving your plant a shower

Small plants can be placed in a kitchen or utility sink and washed with the spray nozzle. Larger plants can be washed in the shower.

Place a sieve over your drain to prevent soil and plant debris from going down the drain.

Let the plant dry somewhat and make sure it drains before putting it back in its place for the winter.

Wipe off the pot including the bottom and saucers

Insect eggs, nests, webs, algae, etc. can accumulate on containers and saucers. Start the winter off right with clean pots.

Check each plant for damaged parts and trim off

Use a clean pruner.

Shop Local, Give More

by Carrie Brown, ANR Extension Educator



If you have started your holiday shopping, you've likely already felt the strain that supply chain snags are having on store shelves and online retailers. Luckily, there are alternative offerings that will leave your loved ones smiling while enriching your community and supporting the local economy. This year is the perfect year to do your holiday shopping locally!

Did you know that for every \$100 spent at a local small business, \$68 stays in the community? These same establishments create jobs and improve stability in communities. Furthermore, local businesses are more likely to utilize other local businesses such as banks, service providers, and farms, creating a cascading succession of economic benefits.

The upcoming Small Business Celebration Week, running from November 27 to December 4, provides a great opportunity to invest in your local community while checking items off of your holiday shopping list. Still looking for that perfect gift? Consider the following:

Grant a Gift Card:

- Destination Downtown Lancaster has made it easy to support local businesses and give a gift that can be enjoyed by stingy Aunt Beatrice, crazy Cousin Eddy, and everyone in between - The Downtown Lancaster Gift Card. This convenient electronic gift card is designed to keep your dollars local and can be used at 28 downtown businesses! Visit www.destinationdowntownlanaster.com for more details.

Bestow a Membership:

- Is there a little one in your family who has an unparalleled sense of curiosity coupled with an unmatched amount of energy? If so, an AHA! Children's Museum membership may make the perfect gift! From a dinosaur dig and a water table to a laser harp and a nature playscape, this hands-on adventure will appease the imagination of your nearest and dearest youngsters. More information can be found at www.aha4kids.org.
- Any history buffs in the family? If so, connect your loved ones with the rich history of Fairfield County, Ohio with a membership to The Fairfield County Heritage Association. Visit www.fairfieldheritage.com for additional details.

Impart an Experience:

- Release your inner creativity as you paint your own pottery or sign up for a variety of art classes at Art & Clay on Main. Or stroll down the street to revel in the creative spirit of others as you take in a glass blowing demonstration at the Ohio Glass Museum.
- Check out the latest exhibit at the Decorative Arts Center of Ohio, tour the Georgian Museum to view period furniture and decorative arts of the 1830s, or explore authentic Civil War items at the Sherman House Museum, the birthplace of General William Tecumseh Sherman and his brother, U.S. Senator John Sherman.

Share Local Wares:

- Looking for a unique gift that is sure to please? Keller Market House is your one-stop shop for an impressive array of local goods. From homemade soaps to honey crafted by resident bees, this year-round indoor marketplace will surely deliver. Check out www.kellermarkethouse.org for store hours and a list of vendors.

GARDEN MUSINGS

Awe

by Barbara Kochick, Master Gardener 2013



When my husband retired, we were fortunate to begin our long held travel dreams. We were able wade into the Black Sea, walk on the Great Wall in China, see the Southern Cross in the Outback and pray in Notre Dame. I have to say that it was indeed all awesome. I would be lying if I said that photos or videos did any of it justice. Of course, the pandemic happened and we were in the same boat as everyone else as our latest trip abroad was canceled. With one thing and another that has happened since, I feared that I would never have that sense of wonder again.

One day I realized that I was not lacking that sensation. Our back windows give wide views of the garden beds and my planting goal has always been to have something blooming from the earliest to the latest. It has been with awe that I watch the seasons rolling through our tiny spot in the world. Not just for a week, but every day, all day, I can open the shutters, raise the blinds and be enveloped in the wonder out there. What a lucky gardener I am!



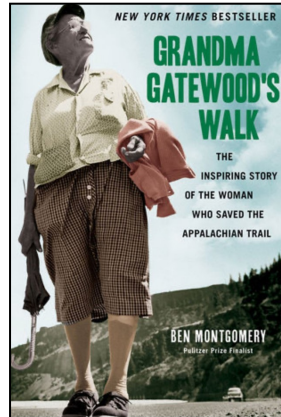
Be sure to check out the
Fairfield Extension YouTube
Channel

<https://www.youtube.com/user/FairfieldCountyOH>

FEATURED BOOK

Grandma Gatewood's Walk by Ben Montgomery

reviewer: Barbara Kochick, Master Gardener 2013



In 1950's Ohio, sixty-seven year old Emma Gatewood left her home with rudimentary supplies. She told her eleven grown children she was going for a walk. She made her way to Georgia where she started on the Appalachian Trail heading to her destination in Maine over two thousand miles

away. She depended on her grit, hard won knowledge of forests and the kindness of strangers to become the first woman to thru-hike the AT.

The tale of Grandma Gatewood's walk is interspersed with unsettling glimpses into her past and histories of local areas, the interstate highway system, hurricanes and related topics. Without intending to she became a hiking celebrity and held the nation in thrall. The attention she brought to this little known footpath is credited with saving it from extinction. A very inspirational read.



GARDEN MUSINGS

Bug Patrol at My Sister's Farm

by Mary Carter, Master Gardener 2017



Every morning the ducklings are fed the usual ground up feed and let out of the overnight pen. They go to the spring-fed pond for a quick swim, then waddle up onto the big yard for more protein.

I paused to watch these duckling for several minutes, then realized they stayed in small groups as they seemed to patrol the yard. They were snapping up the insects roused by their companions.

They spent at least ½ hour on patrol all over the yard, garden and flower beds. Then it was time for a rest and they went back to the banks of the pond. At least, that is where most of them went.

As I came around the corner of the house, a squash vine in my sister's garden seemed to be moving periodically on its own. To get a closer view of the hopping vine, I kept behind the arborvitae. One of the older ducklings was hunkered down among the squash leaves. Since the duckling was very occupied, I went to get my camera. I put the camera shutter on silent and got several shots before the duckling realized someone was watching her and she left. I then went to the squash patch to see what was there.

These Muscovy ducklings are already a bug's worst enemy.

A brief history:

A native of Mexico, Central America, and South America, the wild Muscovy duck (*Cairina moschata sylvestris*) is also known as a Greater Wood Duck or Forest Duck.


The Muscovy duck has been domesticated for hundreds of years and has been used by the indigenous peoples of South America as a staple (eggs and meat) in their diet.

The Muscovy duck is easily identified by its bright red caruncles, especially on the males. The feathers are generally black and white, but there are a number of color variations. Such as blue, black, green, lavender, bronze, barred, rippled and pied (white with any color). The Muscovy is a large duck and can weigh as much as 15 pounds.

And. . . the Muscovy duck is not really a duck, it's a goose.

And. . . I could not find what the duckling was eating among the squash vine.

Source: <https://thehappychickencoop.com>
<https://allaboutbirds.org>
my sister's ducks



GARDEN MUSINGS

Winter Gardening for Old Folks

by *Chuck Zurhorst, Master Gardener 2019*

It's cold and there's frost. No more weeding, pruning, fertilizing or watering. What are we to do with our gardening time?

Excuse me??? Did someone say "Road Trip???"

The weather forecast is good, lets head downtown to the Franklin Park Conservatory on East Broad Street. It's featuring a holiday special exhibit, "Holiday Blooms and Conservatory Aglow." We can also see the wonderful Chihuly glass Collection and Paul Busse Garden Railway while we're there. Admission is only \$19.00 for adults and \$16.00 for seniors.

We could also drive down to Cincinnati and visit the Krohn Conservatory on Eden Park Drive. The Palm House features a tropical rain forest. They also have a Desert House, Orchid House and the wonderful John Carroll Bonsai Garden. There are seasonal Floral Shows, too. Admission is so reasonable at \$10.00 for adults and \$7.00 for ages 5 to 17.

If you are up to a drive to Pittsburgh, we could drive to Pittsburgh and visit the Phipps Conservatory and Botanical Gardens at One Schenley Park. See the exquisite 1893 Glass House, Tropical Forest Conservatory and the Center for Sustainable Landscapes. Plus Flower Shows and various Exhibits. It is a bit pricy at \$19.95 for adults, \$17.95 for seniors and \$11.95 for children ages 2 to 18. Reservations are required. Call 412-622-6914.

Rather drive north? Put football aside and plan a visit to Detroit's Belle Isle Park at 300 River Place Drive. The only cost is \$9.00 for parking. There is no admission fee. Belle Isle is a 982-acre park consisting of the Anna Scripps Whitcomb Conservatory featuring a Lili Pad and Perennial

Garden. It is the oldest continually operating Conservatory in the United States and is about an acre in size and occupies over five acres of tropical plants, soaring Palms, Cacti and desert plants and a room packed with ferns from floor to ceiling plus the gorgeous perennial garden.

On the way home, we could stop at Michigan's Taylor Conservatory and Botanical Gardens and Toledo's Botanical Gardens and Plant Museum.

A Road Trip that surely will take your mind off of weeding, pruning, fertilizing and watering and bring a smile to your face.



From the Chihuly Glass Collection

Please Help Keep Information Current

If you have updates to your email or mailing address, please contact Lisa Stoklosa, lmstoklos@gmail.com.

In and Around the Garden—You Won't Want to Miss It!

Mark your calendars with these important dates and upcoming activities and events!

UPCOMING EVENTS

Extension Office Holiday Hours:

Thanksgiving

Closed Thursday, November 25-26. Office will reopen Monday, November 29, 2021 at 7:30 am.

Christmas

Closed Thursday, December 23-24. Office will reopen on Monday, December 27 at 7:30 am.

New Year's

Office will be closed Friday, January 31 and will reopen on January 3, 2022.

2022

MGV Meeting

January 10 (Monday), 3 pm-5 pm, Ag Center

MGV Meeting

February 14 (Monday), 10 am-12 pm, Ag Center

MGV Meeting

March 14 (Monday), 3 pm-5pm, Ag Center

MGV Meeting

April 11 (Monday), 10 am-12 pm, Ag Center

Special Event

April 23 or April 30 (Saturday)
Garden Conversation & Coffee with Doug Parkinson @ Christ United Methodist Church and maybe a local Greenhouse Drive it Tour??

MGV Meeting

May 9 (Monday), 3 pm-5 pm, Ag Center

June—August MGV Project Tours

Dates to be determined

MGV Meeting

September 12, 3 pm-5 pm, Ag Center

Fairfield County Fair

October 9-15, Fairfield County Fair

MGV Meeting

November 14, 10 am-12 pm Ag Center – Year end

MGV Holiday Gathering

December 12 (Monday), 10 am-2 pm

2022 Master Gardener Training

MGV Intern "Meet and Greet"

January 20 (Thursday), 2 pm, Fairfield Cnty. Ag Center

Training—February 3-April 7 (Thursdays), 7 pm—ZOOM

Through the Vine is a publication of the Ohio State University Extension Office in Fairfield County

Lisa Stoklosa, Fairfield Master Gardener Volunteer Editor

For more information contact:

Connie Smith, Master Gardener Coordinator and OSU Extension ANR Program Assistant

smith.3204@osu.edu — 740.652.7267

For the latest information and news about OSU Extension in Fairfield County, including the Master Gardeners of Fairfield County, visit <http://fairfield.osu.edu/>



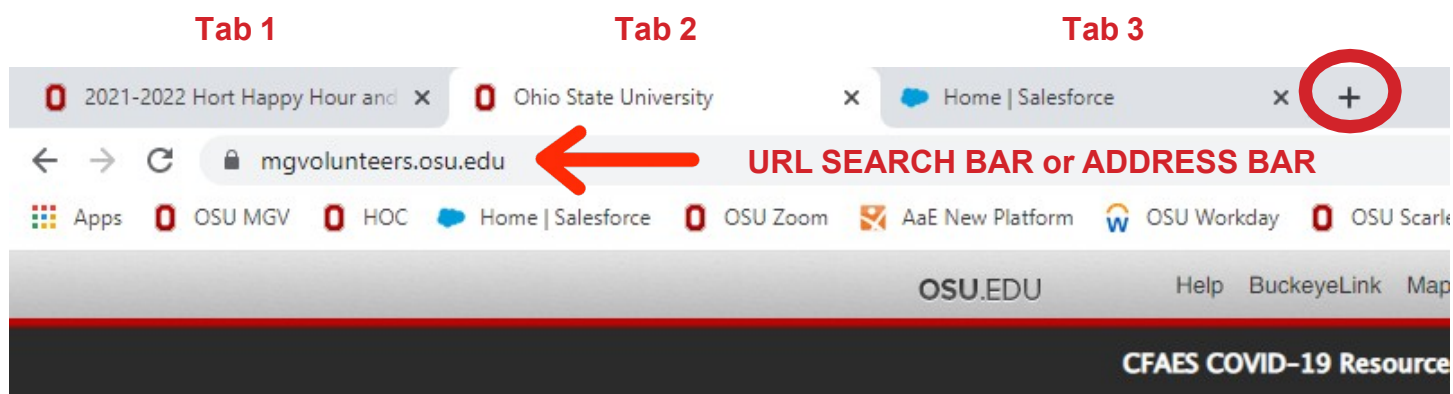
Ohio Master Gardener Program Mission

We are Ohio State University Extension trained volunteers empowered to educate others with timely research-based gardening information.

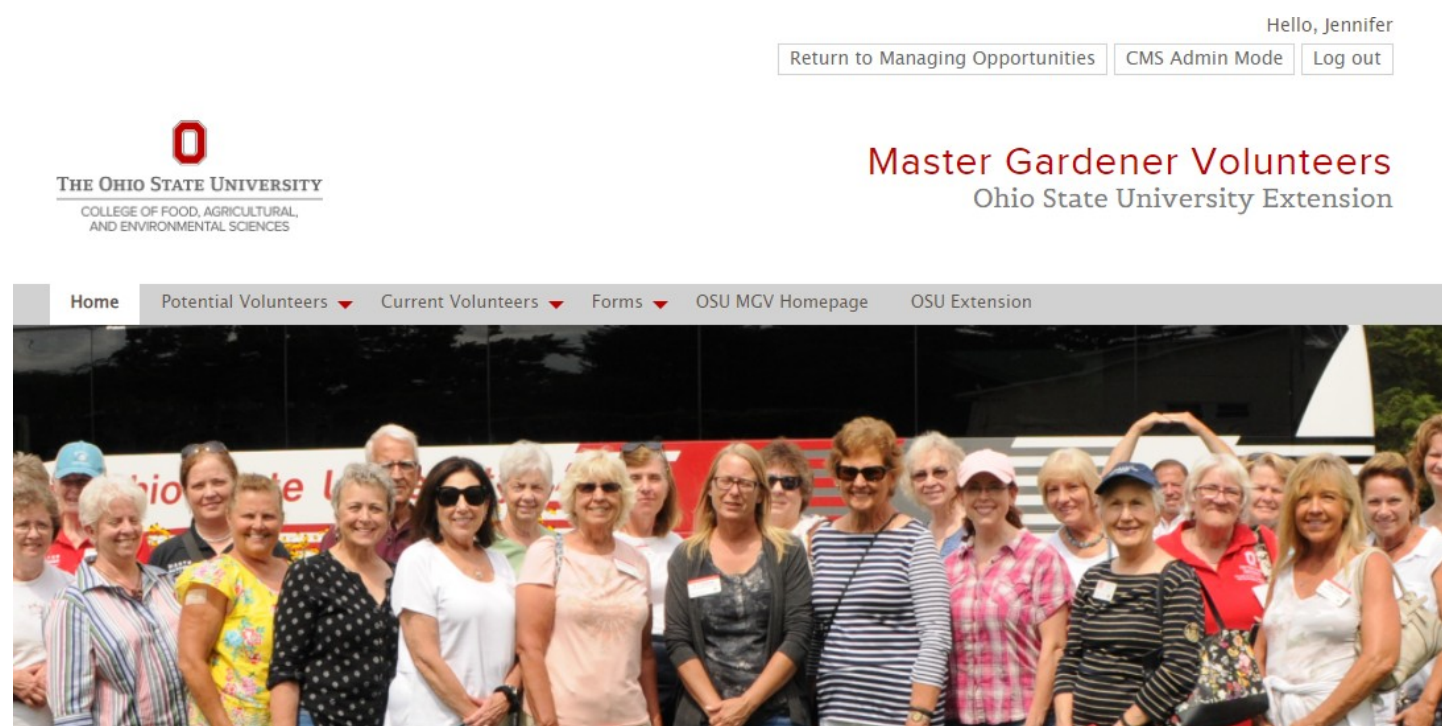
HOC Training 2021

Creating an Account in HOC

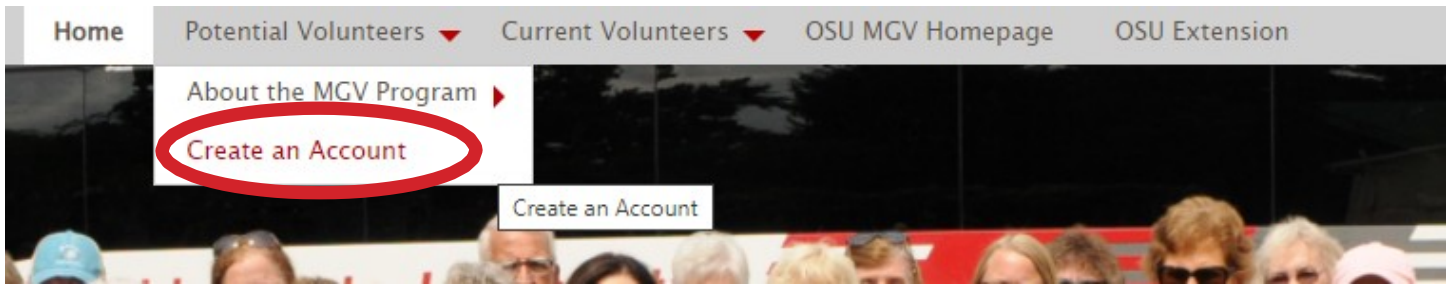
1. Go to your internet browser (Google, Firefox, Internet Explorer, etc.) and type <https://mgvolunteers.osu.edu/> into the search bar. You can have multiple pages open at the same time, toggling between them by clicking on the tabs at the top of the page. Add a new page by clicking the plus sign. Close a tab by clicking the “x” next to it.



Hands on Connect Homepage



2. From the HOC Homepage, hover over “Potential Volunteers” and scroll down to “Create an Account”



3. You will need an email address and password for this next step. Fill in your information, fields marked with an asterisk (*) are required. The remaining fields are optional but encouraged. Login credentials for HOC do not need to be the same as VMS but can be if you'd like. The platforms are not linked. If you forget your password, you will be able to reset it.

BASIC INFO

First Name *

Ex. Valerie

Last Name *

Ex. Volunteer

Year of Birth *

Year

CONTACT INFO

Main Address Type

Select One

Home Street *

Ex. Av. 12157 W Linebaugh Ave, 332

Home City *

Ex. Tampa

Home State *

Ex. FL

LOG IN INFORMATION

Email Address *

andon.1@osu.edu

Confirm Email Address *

andon.1@osu.edu

Password *

Password

Confirm Password *

Confirm Password

A verification code will be sent to this email, after clicking next.

3. You will now need to check your email to retrieve the verification code to complete your account setup. If your email service (Outlook, Gmail, etc) is not open in your internet browser, click the plus sign to open a new tab.

By continuing with the registration process you are indicating your acceptance with the Terms and Conditions for this site. Clicking on the Next button below indicates you accept the the site's terms and conditions. [Click Here to view the Terms And Conditions.](#)

[Verify](#)[Cancel](#)[Resend Code](#)

4. From the email that you received, simply jot down the number, or copy the verification code by highlighting it with your mouse, right click and click "copy".

Dear Jennifer Andon,

We received a request to use the email address mgvosu@gmail.com in <https://mgvolunteers.osu.edu>. If you were prompted for a verification code, please enter the following

53400

If this wasn't you, you can safely disregard this email. Probably your email was entered by mistake.

Thanks,
The Ohio State University

5. You can close out of your email by clicking the "x" or just switch tabs by clicking on the Hands on Connect tab that is already open.

6. With your curser in the verification code box, type in the number, or right cllick your mouse then click “Paste” to add in the verification code. Then click “Verify”

By continuing with the registration process you are indicating your acceptance with the Terms and Conditions for this site. Clicking on the Next button below indicates you accept the the site's terms and conditions. [Click Here to view the Terms And Conditions.](#)

Verify

Cancel

[Resend Code](#)

7. Complete the diveristy information and click “Finish”.

Diversity Information

Fields marked with an asterisk (*) are required.

Gender *

Female

Ethnicity *

White

Hispanic or Latino? *

No

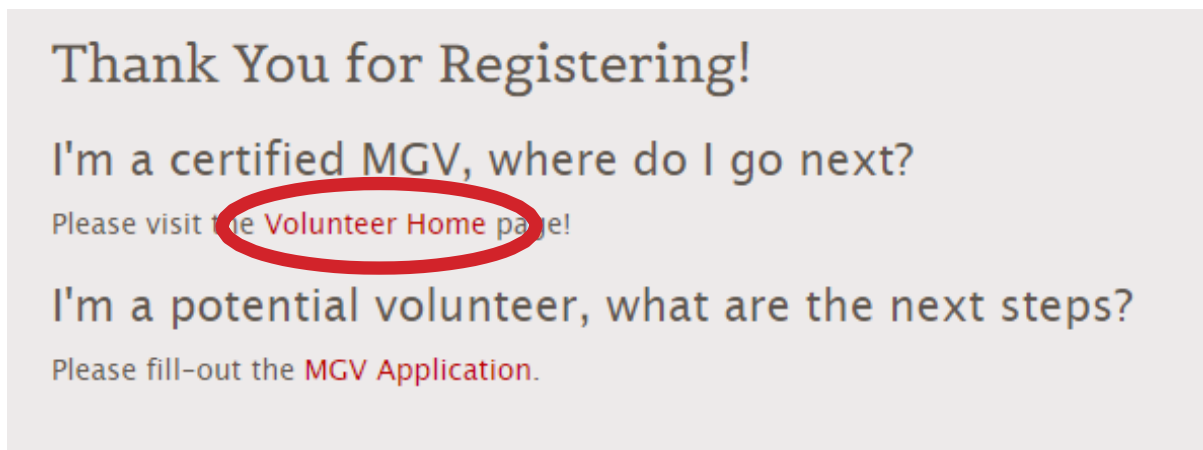
Veteran Status *

No

< Back


Finish >

8. You will receive a confirmation once you have completed the registataion process. Next, click on “Volunteer Home Page”



9. This will take you to your volunteer home page.

[Return to Managing Opportunities](#) | [Site Admin Tools](#) | [Log Out](#)



Master Gardener Volunteers
Ohio State University Extension

Home | Potential Volunteers ▼ | Current Volunteers ▼ | Forms ▼ | OSU MGV Homepage | OSU Extension

Volunteer Home

My Hours

Volunteer Hours

This Year	Last Year	Lifetime
35	0	35

Continuing Education Hours

This Year	Last Year	Lifetime
0	0	0

These numbers are updated once a day and represent all hours in the system (including unverified hours).

View My Hours

10. Please scroll down to "Opportunities" and show interest in these two areas: 2021 MGV Service Hours and 2021 MGV Continuing Education. Once you've shown interest, you should be able to add your hours using the "Log Time" button.

My Ongoing Opportunities

Log Time

Remove Me

2021 MGV Continuing Ed

Missy Koenig

koenig.398@osu.edu

Log Time

Remove Me

2021 MGV Service Hours

Missy Koenig

koenig.398@osu.edu

< Showing 1 to 2 of 2 entries Previous 1 Next >

For 2021 only, please enter all your Continuing Education hours as a single sum and your Service Hours as a single sum. To do this, you will need to make your start date and end date the same when you enter your hours for this year. All hours need to be entered by December 15, 2021.


Once you have set up your account, the next time you log in you will use the red Login button at the top right hand side of your screen.

OSU.EDU

Help BuckeyeLink Map Find People Webmail Search Ohio State

CFAES COVID-19 Resources: Safe and Healthy Buckeyes | COVID-19 Hub | CFAES Calendar

LOG IN



THE OHIO STATE UNIVERSITY

COLLEGE OF FOOD, AGRICULTURAL,
AND ENVIRONMENTAL SCIENCES

Master Gardener Volunteers

Ohio State University Extension

Home

Potential Volunteers

Current Volunteers

OSU MGV Homepage

OSU Extension

