

Spring Migrants

Life History and Identification

Laura Kearns, PhD

Wildlife Biologist



Neotropical Migrant Life History

- **Neotropical Migrant**

- Bird that breeds in North America (Canada or US) in summer, winters in Mexico, Caribbean, or Central/South America
- Technical def: Bird species in which majority of individuals breed north of Tropic of Cancer (23° N of equator), and winter south of that latitude
- Mainly songbirds (passerines), but also shorebirds, raptors, and some waterfowl
- Migration distances by species vary from 300 (Northern Parula (warbler)) – 10,000 (Red Knot (shorebird)) miles



Neotropical Migratory Songbirds

- **In Ohio's woods during migration (spring & fall):**
 - Wood Warblers
 - Thrushes
 - Tanagers
 - Vireos
 - Others...

Neotropical Migratory Songbirds

- **In Ohio's woods during migration (spring & fall):**
 - **Wood Warblers**
 - **Thrushes**
 - Tanagers
 - Vireos
 - Others...

Wood Warblers

- 38 species breed in eastern North America:
 - 24 breed in Ohio
 - 14 migrate through
- Long-distance migrants
- Insectivores
- Most found in forested landscapes



DOW

Male Yellow-throated Warbler

Wood Warblers

- Most sexually dimorphic
 - Males tend to have colorful plumages in spring
- Small-sizes –
 - 4 ½ - 7 ½ inches
 - 7-25 grams (several pennies)
- Diverse vocalizations



N. Harfmann - DOW

Male Hooded Warbler

Thrushes

- 8 species common to eastern North America
- Both short and long-distance migrants
- Insectivores that also eat worms, land snails, fruit (are an important seed disperser)
- Mostly found in forested landscapes



T. Daniel - DOW

Adult American Robin

Thrushes

- Sexually monomorphic or have slight differences
- Larger in size – 7-10” long, 50-80g
- Also diverse and distinctive vocalizations

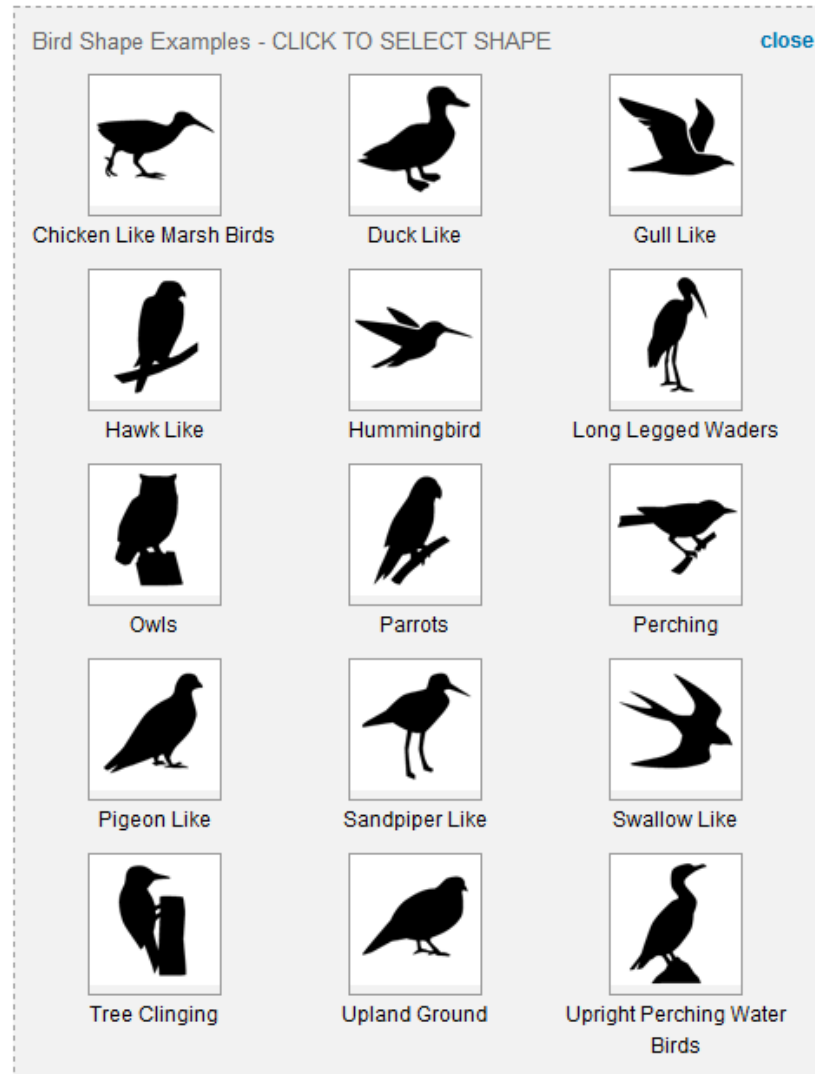


T. Daniel - DOW

Adult Wood Thrush

Bird ID Tips - Look

Shape and Size



Look

Details-Plumage Blue Jay



T. Daniel/DOW

Look

Details-Head

Tufted Titmouse



Look

Details-Wings

Scarlet Tanager



Northern Cardinal



Look

Details- Rump and Tail

Northern Flicker



A. Raego & C. McClarren (CC 2.0)

Listen



Vocalizations

- **Northern Cardinal**
 - Cheer, cheer, birdie, birdie
- **American Robin**
 - Cheeri-up, cheerio
- **American Goldfinch**
 - Potato chip
- **Red-winged Blackbird**
 - Conqueree



Observe

Behavior



Eastern Phoebe



White-breasted Nuthatch

Spring Migrants to Review

- **Wood Warblers**

- Nashville Warbler
- Tennessee Warbler
- Magnolia Warbler
- Blackpoll Warbler

- **Thrushes**

- Swainson's Thrush

Nashville Warbler

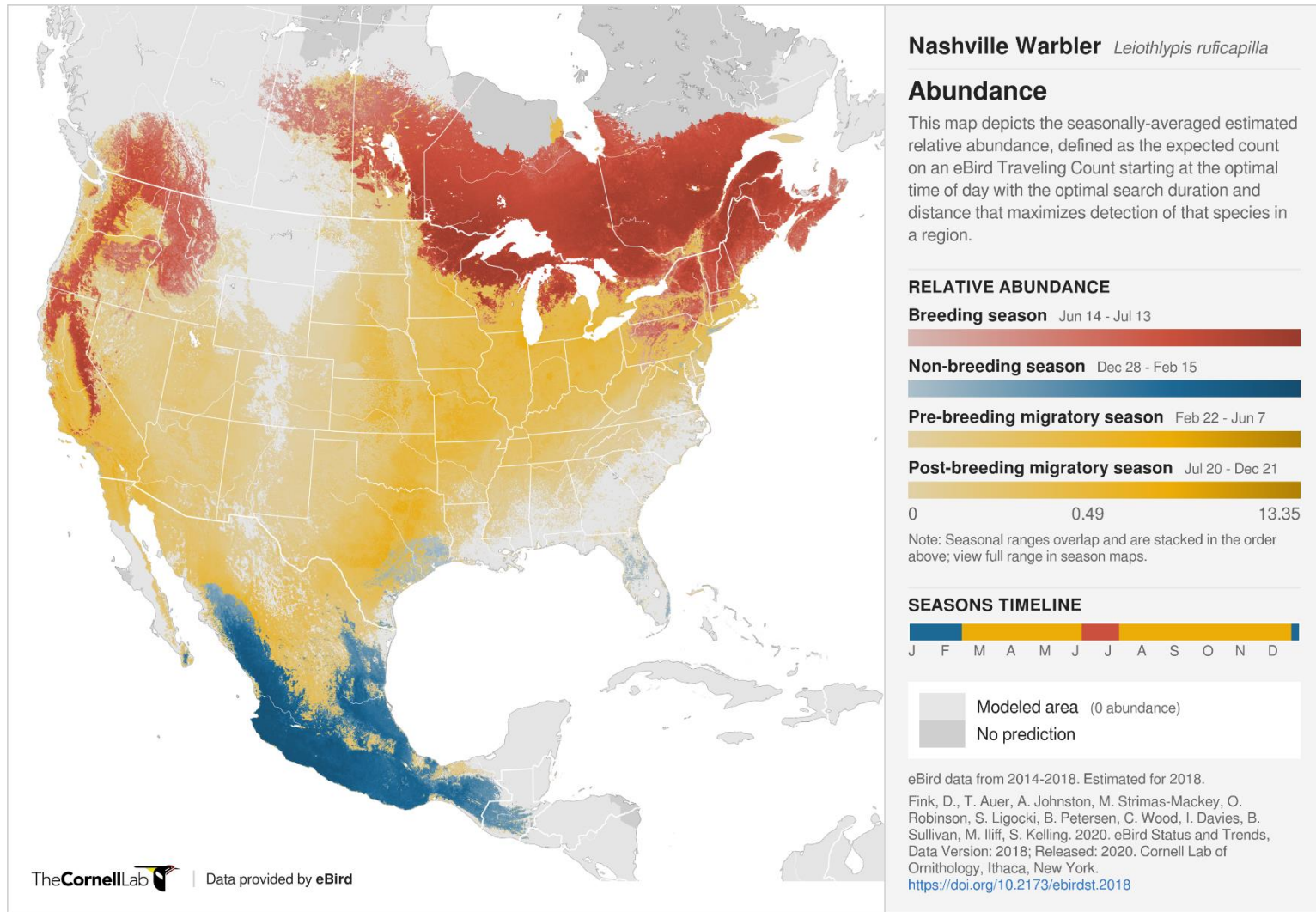


Breeding Male

- Gray head
- White eye-ring
- Yellow belly
- Olive wings and back
- Song: two-part song – seesaw then trill:

https://www.allaboutbirds.org/guide/Nashville_Warbler/sounds

Nashville Warbler



Nashville Warbler



USFWS

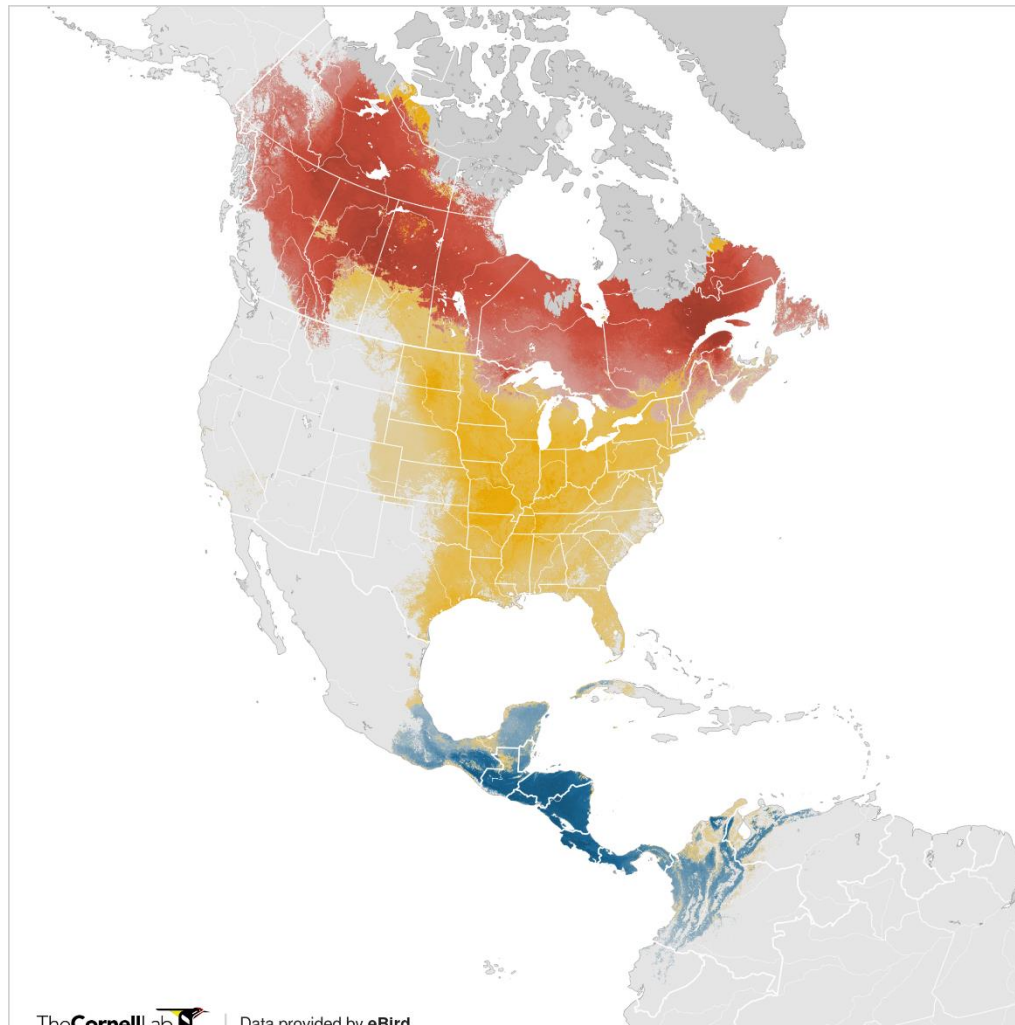
Tennessee Warbler



Breeding Male

- Gray head
- Pale eyebrow
- Yellowish-green on top, paler underneath
- No wingbars
- Three-parted song:
https://www.allaboutbirds.org/guide/Tennessee_Warbler/sounds

Tennessee Warbler



TheCornellLab  | Data provided by eBird


Tennessee Warbler *Leiothlypis peregrina*

Abundance


This map depicts the seasonally-averaged estimated relative abundance, defined as the expected count on an eBird Traveling Count starting at the optimal time of day with the optimal search duration and distance that maximizes detection of that species in a region.

RELATIVE ABUNDANCE

Breeding season Jun 14 - Jul 6



Non-breeding season Nov 30 - Mar 8



Pre-breeding migratory season Mar 15 - Jun 7



Post-breeding migratory season Jul 13 - Nov 23





0 0.6 360.67

Note: Seasonal ranges overlap and are stacked in the order above; view full range in season maps.

SEASONS TIMELINE



 Modeled area (0 abundance)
 No prediction

eBird data from 2014-2018. Estimated for 2018.

Fink, D., T. Auer, A. Johnston, M. Strimas-Mackey, O. Robinson, S. Ligocki, B. Petersen, C. Wood, I. Davies, B. Sullivan, M. Iliff, S. Kelling. 2020. eBird Status and Trends, Data Version: 2018; Released: 2020. Cornell Lab of Ornithology, Ithaca, New York.
<https://doi.org/10.2173/ebirdst.2018>

Tennessee Warbler



Female – more yellow on throat



Immature/Fall Male – more yellow overall

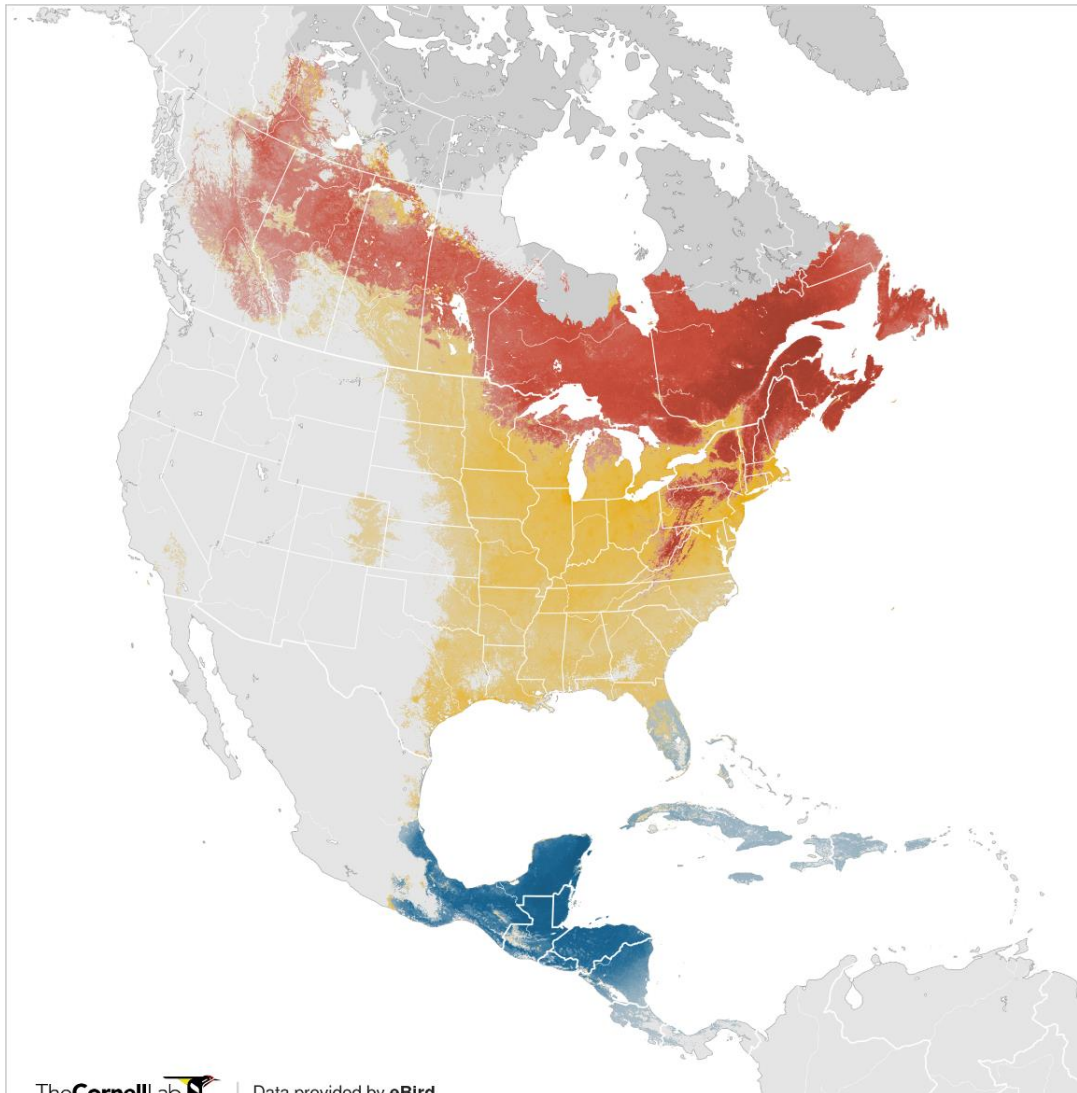
Magnolia Warbler



Breeding Male

- Black mask
- Black necklace
- Black streaks on yellow throat and belly
- Gray and black on upperparts w/ white wing patch
- Song: weta, weta, WETA:
https://www.allaboutbirds.org/guide/Magnolia_Warbler/sounds

Magnolia Warbler



Magnolia Warbler *Setophaga magnolia*

Abundance

This map depicts the seasonally-averaged estimated relative abundance, defined as the expected count on an eBird Traveling Count starting at the optimal time of day with the optimal search duration and distance that maximizes detection of that species in a region.

RELATIVE ABUNDANCE

Breeding season Jun 14 - Aug 3

Non-breeding season Nov 23 - Apr 5

Pre-breeding migratory season Apr 12 - Jun 7

Post-breeding migratory season Aug 10 - Nov 16

0 0.64 12.16

Note: Seasonal ranges overlap and are stacked in the order above; view full range in season maps.

SEASONS TIMELINE



Modeled area (0 abundance)
No prediction

eBird data from 2014-2018. Estimated for 2018.

Fink, D., T. Auer, A. Johnston, M. Strimas-Mackey, O. Robinson, S. Ligocki, B. Petersen, C. Wood, I. Davies, B. Sullivan, M. Iliff, S. Kelling. 2020. eBird Status and Trends, Data Version: 2018; Released: 2020. Cornell Lab of Ornithology, Ithaca, New York.

<https://doi.org/10.2173/ebirdst.2018>

Magnolia Warbler



A. Raego & C. McClarren (CC 2.0)

Breeding Male



A. Raego & C. McClarren (CC 2.0)

Female

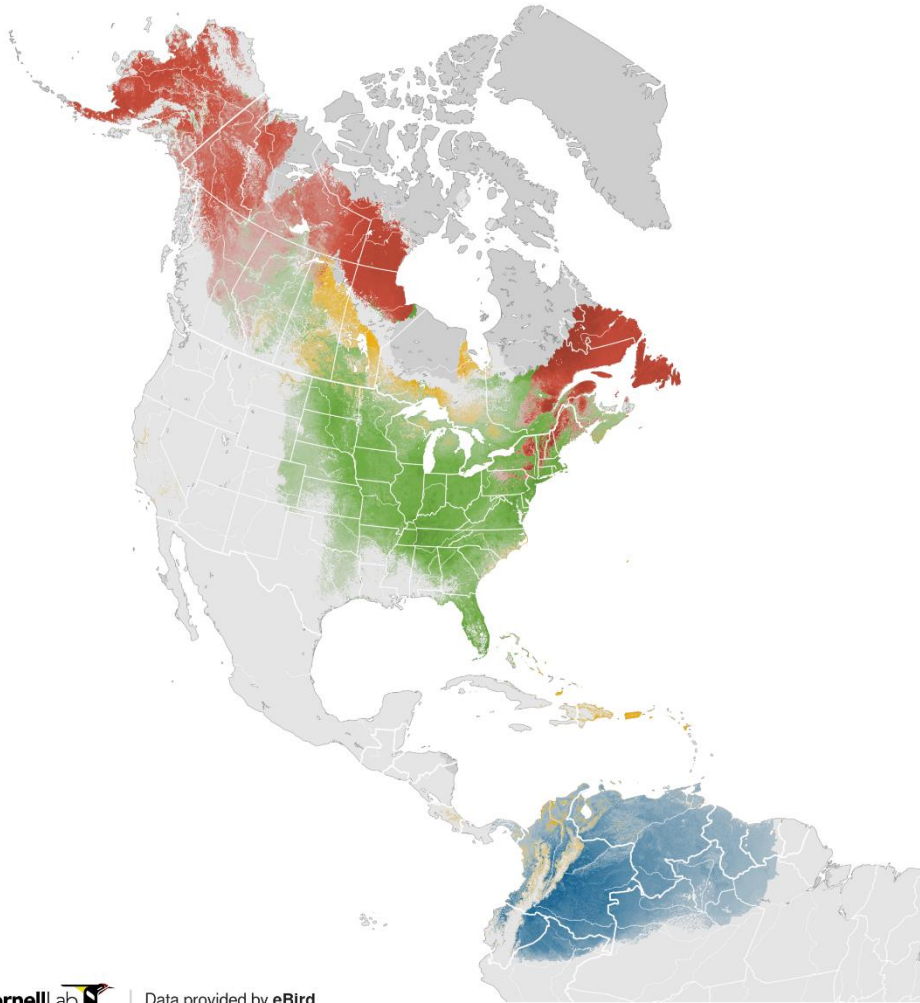
Blackpoll Warbler



Breeding Male

- Black and white with black cap
- White cheek
- Black moustachial stripe
- Wings are longer than most warblers
- Sinister-sounding, helicopter-like song – https://www.allaboutbirds.org/guide/Blackpoll_Warbler/sounds

Blackpoll Warbler



TheCornellLab  | Data provided by eBird

Blackpoll Warbler *Setophaga striata*

Abundance

This map depicts the seasonally-averaged estimated relative abundance, defined as the expected count on an eBird Traveling Count starting at the optimal time of day with the optimal search duration and distance that maximizes detection of that species in a region.

RELATIVE ABUNDANCE

Breeding season Jun 14 - Aug 10

Non-breeding season Dec 14 - Apr 5

Pre-breeding migratory season Apr 12 - Jun 7



Post-breeding migratory season Aug 17 - Dec 7

0 0.24 18.53

Note: Seasonal ranges overlap and are stacked in the order above; view full range in season maps.

SEASONS TIMELINE

J F M A M J J A S O N D

 Modeled area (0 abundance)
 No prediction

eBird data from 2014-2018. Estimated for 2018.

Fink, D., T. Auer, A. Johnston, M. Strimas-Mackey, O. Robinson, S. Ligocki, B. Petersen, C. Wood, I. Davies, B. Sullivan, M. Iliff, S. Kelling. 2020. eBird Status and Trends, Data Version: 2018; Released: 2020. Cornell Lab of Ornithology, Ithaca, New York.
<https://doi.org/10.2173/ebirdst.2018>

Blackpoll Warbler



T. Daniel - DOW

Male



USFWS

Female

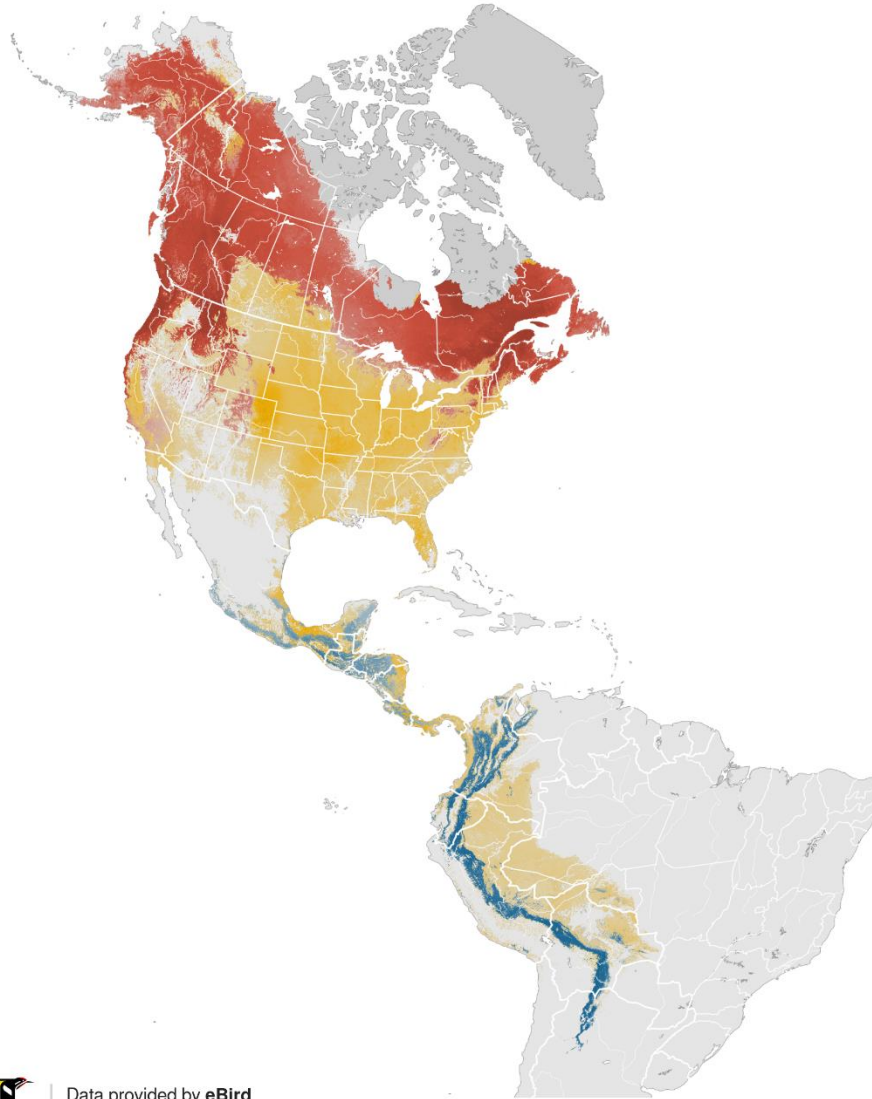
Swainson's Thrush



Adult

- “Spectacles” – buffy eye-ring and stripe leading to beak
- Tan back
- White belly with dull streaking
- Slightly smaller than a robin
- Song is haunting: “I am not a hermit thrush, I am not a veery either...”; Peeper-like call
- https://www.allaboutbirds.org/guide/Swainsons_Thrush/sounds

Swainson's Thrush



Swainson's Thrush *Catharus ustulatus*

Abundance

This map depicts the seasonally-averaged estimated relative abundance, defined as the expected count on an eBird Traveling Count starting at the optimal time of day with the optimal search duration and distance that maximizes detection of that species in a region.

RELATIVE ABUNDANCE

Breeding season Jun 14 - Jul 27

Non-breeding season Dec 14 - Feb 15

Pre-breeding migratory season Feb 22 - Jun 7

Post-breeding migratory season Aug 3 - Dec 7

0 0.69 31.07

Note: Seasonal ranges overlap and are stacked in the order above; view full range in season maps.

SEASONS TIMELINE



Modeled area (0 abundance)

No prediction

eBird data from 2014-2018. Estimated for 2018.

Fink, D., T. Auer, A. Johnston, M. Strimas-Mackey, O. Robinson, S. Ligocki, B. Petersen, C. Wood, I. Davies, B. Sullivan, M. Iliff, S. Kelling. 2020. eBird Status and Trends, Data Version: 2018; Released: 2020. Cornell Lab of Ornithology, Ithaca, New York.

<https://doi.org/10.2173/ebirdst.2018>

Swainson's Thrush



Questions?

